

ALBERTA DISTANCE LEARNING CENTRE

Student and teacher: Use this cover sheet for mailing or faxing.

FNA 2400: Art 20

The Happy Accident

Lesson 4 Assignment Booklet 4

FOR STUDENT USE ONLY

Date Assignment Submitted:

Time Spent on Assignment:

(If label is missing or incorrect)

File Number:

Student's Questions and Comments

Apply Assignment Label Here

Name _____

Address _____

City/Town _____

Province _____

Postal Code _____

*Please verify that preprinted label is for
correct course and module.*

FOR ADLC USE ONLY

BATCH NUMBER:

Assigned Teacher:

Graded By:

Grading: _____

Date Lesson Received:

Summary

	Total Possible Marks	Your Marks
Assignment I	10	
Assignment II	10	
Assignment III	10	
Assignment IV	10	
Assignment V	60	
TOTAL	100	

Teacher's Comments:

Teacher

These instructions are for students registered with the Alberta Distance Learning Centre.

INSTRUCTIONS FOR SUBMITTING THIS DISTANCE LEARNING ASSIGNMENT BOOKLET

When you are registering for distance learning courses, you are expected to submit Assignment Booklets for correction regularly. Try to submit each Assignment Booklet as soon as you have completed it. Do not submit more than one Assignment Booklet in one subject at the same time. Before submitting your Assignment Booklet, please check the following:

- Are all the assignments completed? If not, explain why.
- Have you reread your work to ensure accuracy in spelling and details?
- Is the booklet cover filled out and the correct course label attached?

MAILING

1. Postage Regulations

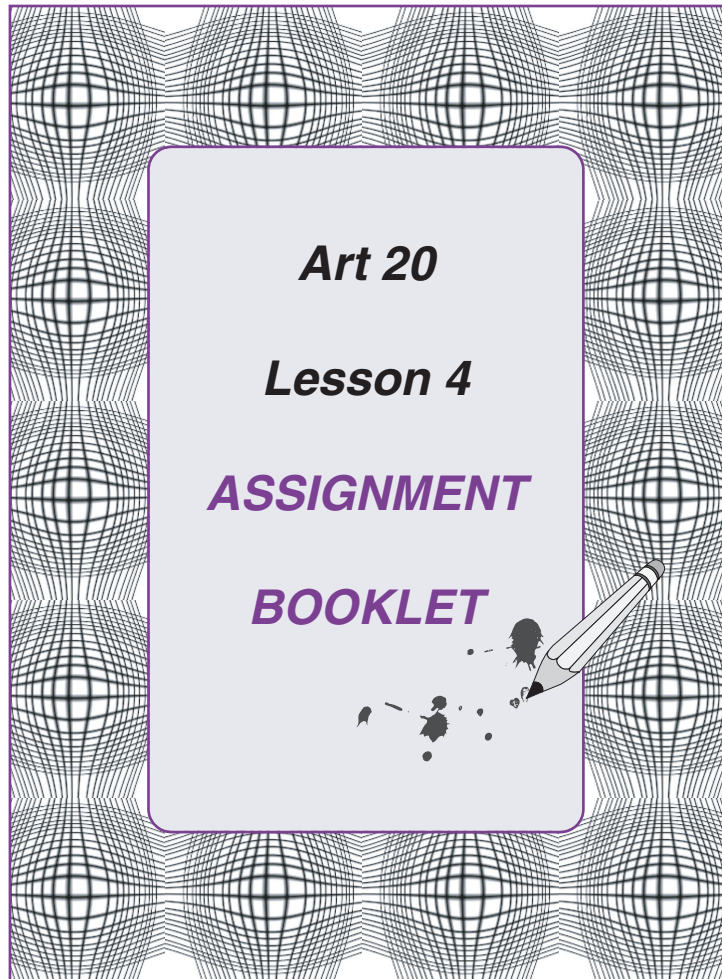
Do **not** enclose letters with Assignment Booklets.

Send all letters in a separate envelope.

2. Postage Rates

Take your Assignment Booklet to the post office and have it weighed. Attach sufficient postage and seal the envelope. Assignment Booklets will travel faster if they are in large envelopes less than two centimetres thickness and have sufficient postage.

Art 20



The Happy Accident ASSIGNMENT BOOKLET 4

Art 20
FNA2400
Assignment Booklet 4
Alberta Distance Learning Centre

Publisher: Alberta Distance Learning Centre
Director: Ralph Helder
Senior High Principal: Pat von Loewenstein
Curriculum Coordinator: Eugene MacIntyre



The Alberta Distance Learning Centre has an Internet site that you may find useful.
The address is as follows:

<http://www.adlc.ca>

The use of the Internet is optional. Exploring the electronic information superhighway can be educational and entertaining. However, be aware that these computer networks are not censored. Students may unintentionally or purposely find articles on the Internet that may be offensive or inappropriate. As well, the sources of information are not always cited and the content may not be accurate. Therefore, students may wish to confirm facts with a second source.

ALL RIGHTS RESERVED

Copyright © 2004, by Alberta Distance Learning Centre, 4601-63 Avenue, Barrhead, Alberta, Canada, T7N 1P4.

No part of this courseware may be reproduced or transmitted in any form, electronic or mechanical, including photocopying (unless otherwise indicated), recording, or any information storage and retrieval system, without the written permission of Alberta Distance Learning Centre.

Every effort has been made both to provide proper acknowledgement of the original source and to comply with copyright law. If cases are identified where this effort has been unsuccessful, please notify Alberta Distance Learning Centre so that appropriate corrective action can be taken.

Printed and bound in Canada

IT IS STRICTLY PROHIBITED TO COPY ANY PART OF THESE MATERIALS UNDER THE TERMS OF A LICENCE FROM A COLLECTIVE OR A LICENSING BODY.

Art 20

Assignment Booklet 4

Advice:

Your success on the assignment in this booklet will determine your mark for this module. Your answers give your teacher an indication of your understanding of the course.

- Before attempting to answer the assigned questions, please be sure you have read all the relevant course material and have completed the self-correcting activities in the module booklet.
- Proceed **slowly** and **carefully** through the assignments.
- If you encounter difficulties, review the pertinent section notes.
- If you are still having problems, please contact the course teacher at the Alberta Distance Learning Centre for assistance.
- The marks possible for each individual exercise are indicated.
- Good luck in your studies!

Warning:

- Failure to complete all questions and/or poor responses due to obvious lack of effort may result in your teacher returning the assignment booklet marked “incomplete.” No grading will be awarded until such exercises are completed to the teacher’s satisfaction.
- You are encouraged to discuss the various aspects of the course with others but all work submitted should be your own.
- If there is a large discrepancy between the assignment score and the final exam score, the teacher has the discretion to assign a final mark based solely on the examination results.

Our Pledge to You:

Everyone at the Alberta Distance Learning Centre is committed to helping you achieve your educational goals. We happily assist students who are sincere in their desire to learn. You may reach us by phone, fax, e-mail, voice mail, postal mail, or at an Alberta Distance Learning office.

Any journey consists of single steps; you have taken another by enrolling in this course. We want to help you successfully reach your destination.

**Value
10**

Assignment I

Study the photographs below. When the shapes in each photograph suggest particular forms to you, draw on top of each photograph with a coloured pen. Your interpretation doesn't have to be logical, just make it obvious to your instructor what shapes you actually see. Turn the photograph anyway you wish.



What is your interpretation of this cast shadow? _____



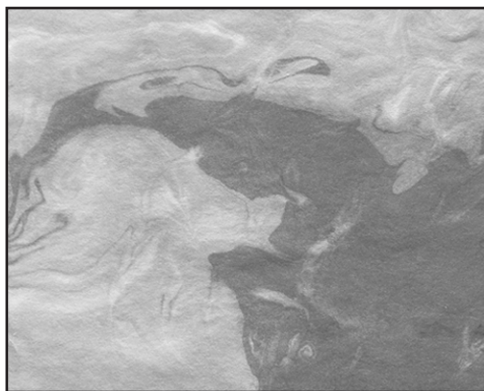
What shapes does this cloud suggest to you? _____

**Value
10****Assignment II**

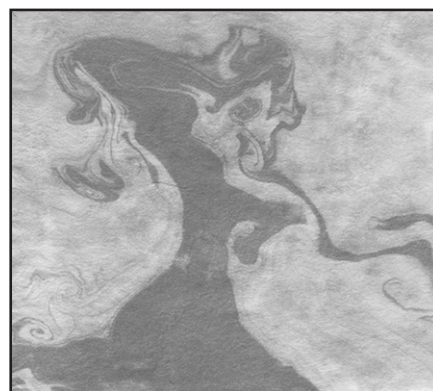
Further refine your observational skills by drawing a red line around the shape of the creature hidden in this photograph. Such a shape could be the basis for a picture or design.



Locate recognizable images in these two marbled examples and draw dark lines around each one. Turn the shapes any way to locate your shapes. Fill in the sentence under each image.



My interpretation of this example is



My interpretation of this example is

**Value
10**

Assignment III

Make a page size ink splatter/splot, channel print or marbled shape and interpret its shape on this page.

My image is an example of an ink splatter/spot, channel print or marbled shape

My interpretation of the shape above is _____

Value
10

Assignment IV

Draw your own doodle so it fills this page.

What is your interpretation of the doodle?

**Value
60****Assignment V**

Using clouds, ink spots, doodles or something unique as a basis, create your own Happy Accident Composition. Make sure to tell or send a photograph of whatever your idea was derived from. **Use a full sheet of the white ledger paper** and use mixed media. (You could use a combination of pencil, pen, paint, collage or printmaking techniques.)

What constitutes a successful composition?

- Cover the entire page
- Repeat materials, colours, shapes and textures for balance
- Include a centre of interest (focal point)
- Use a variety of line quality and shapes

Mailing Instructions

Send Assignment I, II, III, IV and V (Happy Accident) together. Include a lesson record form for Lesson 4.

END OF LESSON 4 ASSIGNMENT

