

# ALBERTA DISTANCE LEARNING CENTRE

Student and teacher: Use this cover sheet for mailing or faxing.

## FNA 2400: Art 20

### Landscape

### Lesson 15 Assignment Booklet 15

#### FOR STUDENT USE ONLY

Date Assignment Submitted:

\_\_\_\_\_

Time Spent on Assignment:

\_\_\_\_\_

(If label is missing or incorrect)

File Number:

\_\_\_\_\_

#### Student's Questions and Comments

Apply Assignment Label Here

Name \_\_\_\_\_

Address \_\_\_\_\_

City/Town \_\_\_\_\_

Province \_\_\_\_\_

Postal Code \_\_\_\_\_

*Please verify that preprinted label is for  
correct course and module.*

#### FOR ADLC USE ONLY

**BATCH NUMBER:**

Assigned Teacher:

Graded By:

Grading: \_\_\_\_\_

Date Lesson Received:

#### Summary

	Total Possible Marks	Your Marks
Assignment I	15	
Assignment II	85	
<b>TOTAL</b>	100	

**Teacher's Comments:**

\_\_\_\_\_  
**Teacher**

*These instructions are for students registered with the Alberta Distance Learning Centre.*

## **INSTRUCTIONS FOR SUBMITTING THIS DISTANCE LEARNING ASSIGNMENT BOOKLET**

When you are registering for distance learning courses, you are expected to submit Assignment Booklets for correction regularly. Try to submit each Assignment Booklet as soon as you have completed it. Do not submit more than one Assignment Booklet in one subject at the same time. Before submitting your Assignment Booklet, please check the following:

- Are all the assignments completed? If not, explain why.
- Have you reread your work to ensure accuracy in spelling and details?
- Is the booklet cover filled out and the correct course label attached?

### **MAILING**

#### **1. Postage Regulations**

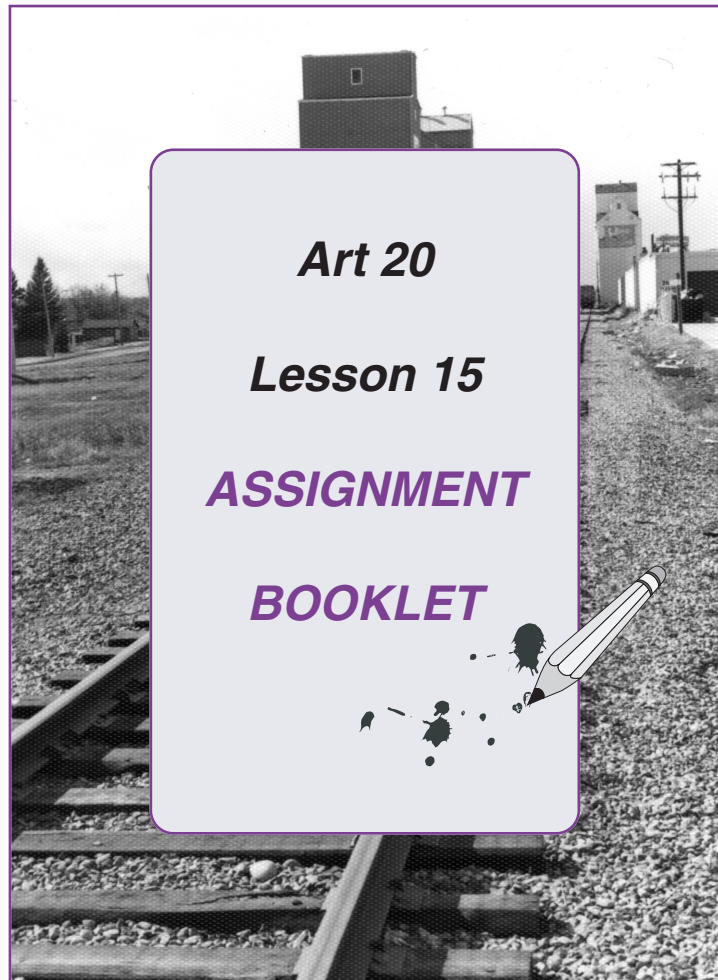
Do **not** enclose letters with Assignment Booklets.

**Send all letters in a separate envelope.**

#### **2. Postage Rates**

**Take your Assignment Booklet to the post office and have it weighed. Attach sufficient postage** and seal the envelope. Assignment Booklets will travel faster if they are in large envelopes less than two centimetres thickness and have sufficient postage.

# Art 20



## Landscape

### ASSIGNMENT BOOKLET 15

Art 20  
FNA2400  
Assignment Booklet 15  
Alberta Distance Learning Centre

Publisher: Alberta Distance Learning Centre  
Director: Ralph Helder  
Senior High Principal: Pat von Loewenstein  
Curriculum Coordinator: Eugene MacIntyre



The Alberta Distance Learning Centre has an Internet site that you may find useful.  
The address is as follows:

<http://www.adlc.ca>

The use of the Internet is optional. Exploring the electronic information superhighway can be educational and entertaining. However, be aware that these computer networks are not censored. Students may unintentionally or purposely find articles on the Internet that may be offensive or inappropriate. As well, the sources of information are not always cited and the content may not be accurate. Therefore, students may wish to confirm facts with a second source.

#### **ALL RIGHTS RESERVED**

Copyright © 2004, by Alberta Distance Learning Centre, 4601-63 Avenue, Barrhead, Alberta, Canada, T7N 1P4.

No part of this courseware may be reproduced or transmitted in any form, electronic or mechanical, including photocopying (unless otherwise indicated), recording, or any information storage and retrieval system, without the written permission of Alberta Distance Learning Centre.

Every effort has been made both to provide proper acknowledgement of the original source and to comply with copyright law. If cases are identified where this effort has been unsuccessful, please notify Alberta Distance Learning Centre so that appropriate corrective action can be taken.

Printed and bound in Canada

**IT IS STRICTLY PROHIBITED TO COPY ANY PART OF THESE MATERIALS UNDER THE TERMS OF A LICENCE FROM A COLLECTIVE OR A LICENSING BODY.**

## Art 20

### Assignment Booklet 15

#### Advice:

Your success on the assignment in this booklet will determine your mark for this module. Your answers give your teacher an indication of your understanding of the course.

- Before attempting to answer the assigned questions, please be sure you have read all the relevant course material and have completed the self-correcting activities in the module booklet.
- Proceed **slowly** and **carefully** through the assignments.
- If you encounter difficulties, review the pertinent section notes.
- If you are still having problems, please contact the course teacher at the Alberta Distance Learning Centre for assistance.
- The marks possible for each individual exercise are indicated.
- Good luck in your studies!

#### Warning:

- Failure to complete all questions and/or poor responses due to obvious lack of effort may result in your teacher returning the assignment booklet marked “incomplete.” No grading will be awarded until such exercises are completed to the teacher’s satisfaction.
- You are encouraged to discuss the various aspects of the course with others but all work submitted should be your own.
- If there is a large discrepancy between the assignment score and the final exam score, the teacher has the discretion to assign a final mark based solely on the examination results.

#### Our Pledge to You:

Everyone at the Alberta Distance Learning Centre is committed to helping you achieve your educational goals. We happily assist students who are sincere in their desire to learn. You may reach us by phone, fax, e-mail, voice mail, postal mail, or at an Alberta Distance Learning office.

Any journey consists of single steps; you have taken another by enrolling in this course. We want to help you successfully reach your destination.



**Value  
15****Assignment I**

Look closely at the two landscape postcards on pages 146 and 147 and answer these questions. Questions 1 through 5 are worth 2 marks each, questions 6 through 10 are worth 1 mark each.

1. Which landscape do you think was real? Why?

---

---

2. Which landscape do you think was imaginary? Why?

---

---

3. How did Alfred Sisley create the shimmering effects of sky and water?

---

---

4. What is utopia? Would you like to live in this state?

---

---

5. An example of a warm colour is \_\_\_\_\_.  
Which landscape appears warmer in colour?

---

---

6. In which landscape do clouds play an important part?

---

7. Which landscape shows more activity in the foreground?

---

8. Which landscape appears cooler?

---

---

9. Brushstrokes are most noticeable in which landscape?


---

---


10. Did Alfred Sisley or Claude Lorraine influence painters John Constable and William Turner?

---

---



Claude Lorraine



Alfred Sisley



**Value**  
**85**

## Assignment II

Create a **landscape painting** from either a dog's or a bird's eye view. Include a horizon line and at least one building which has been shown in perspective. Include cast shadows. Use a sheet of the white ledger paper you were given.

5

Evaluation (5 is the highest mark to attain)		
	Student Evaluation Circle your choice	Teacher Evaluation
a. Every cm of the page has been painted	1 2 3 4 5	1 2 3 4 5
b. Which viewpoint does my landscape painting illustrate, a dog's or bird's viewpoint. _____	1 2 3 4 5	1 2 3 4 5
c. My painting shows at least one building shown in perspective	1 2 3 4 5	1 2 3 4 5
d. The angle of my cast shadows shows the time of day to be _____	1 2 3 4 5	1 2 3 4 5
e. Colours and similar shapes have been repeated	1 2 3 4 5	1 2 3 4 5

### Mailing Instructions

Send page 1–3 and your landscape painting together in a mailing tube, with your lesson record form for Lesson 15.

**END OF LESSON 15 ASSIGNMENT**

