

Art 20 - Assignment Booklet #2:

Assignment I: 40 Marks

- Creation of large areas of three different tones.
- Creation of large areas of three textures or use of three materials with real textures e.g. velvet, sandpaper, denim etc.
- Created tones and textures should be cut out and arranged, as a collage, on a sheet of thick art paper at least 8" x 11" or larger.
- The design of the collage can be semi-abstract, abstract, or non-objective.
- The textures and tones should cover the entire sheet of art paper.
- Collage should contain one area of each tone and texture so balance can be maintained.
- Use of at least six different simulated/actual materials.

Student Visual Exemplar – Assignment I






"Nine Eleven" - by Steven G

Assignment II: 60 Marks (15 Marks for each Drawing)

- Drawing #1: Naturalistic drawing of any animal.
- Drawing #2: Redraw same animal in circular format frame (see assignment instructions) – drawing should conform to circular shape.
- Drawing #3: Redraw same animal in rectangular format frame (see assignment instructions) – the Positive Area should be shaded for the rectangular format - drawing should conform to rectangular shape.
- Drawing #4: Redraw same animal in either a square or triangular format frame (see assignment instructions) - drawing should conform to either the square or triangle shape.
- Each drawing should be spaced well into the respective shape and it should harmonize with its three different formats.
- All artwork should be labelled (on back) with student's full name, course name, Assignment Booklet # and Assignment #.

Student Visual Exemplar – Assignment II



"Transformations" - by Kendra H

Assignment Booklet #2 Assessment Rubric – Assignment I

Evaluation Scale: Exemplary (demonstrates complete mastery & effort) Accomplished (demonstrates above average knowledge & effort) Developing (meets expectations) Needs Improvement (demonstrates some knowledge - displays inconsistencies) Beginning (displays little or no knowledge and/or effort)						
EVALUATION CRITERION ASSIGNMENT I	EXEMPLARY	ACCOMPLISHED	DEVELOPING	NEEDS IMPROVEMENT	BEGINNING	EVALUATION COMMENTS
INTERPRETATION & CRITERIA (Completeness/Effort) • How well did the student understand the assignment's objectives? Did the artwork meet the minimum goals/expectations, or go beyond them? How well does the artwork solve the problems outlined in the assignment? Are variations made for a valid reason?	5	4	3	2	1	
COMPOSITION & DESIGN (Organization/Structure) • Are the elements and principles of design/composition applied effectively to elements and materials to affect desired expression of form/subject/content?	10	8	6	4	2	
INVENTIVENESS (Creativity & Originality) • How original, innovative and daring is the artwork? Did the student try to find a new or unique way of working with the subject and/or technique? Did the student try to explore new ideas and creative, unique solutions?	5	4	3	2	1	
VISUAL VOICE (Expressiveness - conveys story, idea, emotion, mood, point of view and tone) • Does the artwork show feeling and expressiveness? Is there the development of imagery, which may evoke a strong or sensitive response to experience, a personal statement or vision, subtlety or depth of feeling?	5	4	3	2	1	
TECHNIQUE (Craft/Conventions) • Is the medium employed inventively to underscore ideas, and demonstrates clear understanding and application of specific medium qualities? Is there evidence of experimentation with techniques and materials, going beyond conventional skills and techniques?	5	4	3	2	1	
VISUAL IMPACT (Overall Pursuit - Presentation & Craftsmanship) • Is there the unique organization of art elements, content, & craft, to create a striking & memorable artwork? Has the entire surface been considered and completed? Has the artwork has been composed neatly and respectfully.	10	8	6	4	2	
Additional Comments:						
Assignment I Total	Total:		/40 Marks			

Assignment Booklet #2 Assessment Rubric – Assignment II

Evaluation Scale: 5 - Exemplary (demonstrates complete mastery & effort) 4 - Accomplished (demonstrates above average knowledge & effort) 3 - Developing (meets expectations) 2 - Needs Improvement (demonstrates some knowledge - displays inconsistencies) 1 - Beginning (displays little or no knowledge and/or effort)						
EVALUATION CRITERION ASSIGNMENT II	EXEMPLARY	ACCOMPLISHED	DEVELOPING	NEEDS IMPROVEMENT	BEGINNING	EVALUATION COMMENTS
Drawing #1 – Naturalistic Animal						
Tools, techniques and materials skillfully manipulated	5	4	3	2	1	
Implementation of elements of design (lines, shapes, textures and tone) to achieve a realistic effect	5	4	3	2	1	
Effort - thoughtful attention to detail and completion	5	4	3	2	1	
Drawing #1 Mark	Total: /15 Marks					
Drawing #2 – Naturalistic Animal in Circular Format						
Tools, techniques and materials skillfully manipulated	5	4	3	2	1	
Implementation of elements of design (lines, shapes, textures and tone) to achieve a realistic effect	5	4	3	2	1	
Distortion to be compatible with the circular format	5	4	3	2	1	
Drawing #2 Mark	Total: /15 Marks					
Drawing #3 – Naturalistic Animal in Rectangular Format						
Tools, techniques and materials skillfully manipulated	5	4	3	2	1	
Implementation of elements of design (lines, shapes, textures and tone) to achieve a realistic effect	5	4	3	2	1	
Distortion to be compatible with the circular format	5	4	3	2	1	
Drawing #3 Mark	Total: /15 Marks					
Drawing #4 – Naturalistic Animal in Square or Triangular Format						
Tools, techniques and materials skillfully manipulated	5	4	3	2	1	
Implementation of elements of design (lines, shapes, textures and tone) to achieve a realistic effect	5	4	3	2	1	
Distortion to be compatible with the circular format	5	4	3	2	1	
Drawing #4 Mark	Total: /15 Marks					
Assignment II Total	Total: /60 Marks					
Assignment Booklet 2 - TOTAL (Assignment I + Assignment II)	Total: /100 Marks					%