

ALBERTA DISTANCE LEARNING CENTRE

FINAL EXAM

FNA2400 – Art 20

Student ID: _____

Name: _____

Address: _____

Postal Code: _____

For ADLC Use

GRADE CALCULATIONS

	Number missing	Percentage on work	MARKS	
			Maximum	Earned
Units/ Modules				
Projects				
EXAM				
FINAL GRADE			100	%

Date Received

Assigned Teacher

Marked by

Date

DO NOT COPY

Art 20
September 2018
Final Exam – T1

ALL RIGHTS RESERVED

Copyright 2018 Alberta Distance Learning Centre, a subsidiary of the Board of Trustees of Pembina Hills Regional Division No. 7. All rights reserved.

No part of this exam may be reproduced in any form, including photocopying.

Every effort has been made both to provide proper acknowledgement of the original source and to comply with Canadian copyright law. If cases are identified where this effort has not been successful, please notify Alberta Distance Learning Centre so the appropriate corrective action can be taken.

ALBERTA DISTANCE LEARNING CENTRE

FINAL EXAM

This page must not be detached. After the exam has been written, the student and the supervisor must complete this page and return it with the exam.

STUDENT'S DECLARATION

I, _____, Student ID _____, hereby certify that

1. I have done all the work on this exam in

_____ (state subject)

without giving or receiving any help whatsoever;

2. I have written this exam at _____ (city, town, or village)

_____ (if not at a school, state where)

on _____ between the hours of _____ and _____;
(day) (month) (year)

3. This exam was written under the following conditions. (State disturbing factors such as noise, interruptions, ill health, if any; otherwise, write NORMAL.)

Student's Signature

SUPERVISOR'S DECLARATION

I, _____, _____, (profession or position)
hereby certify that in accordance with the Directions to Supervisors

1. I have supervised the writing of this exam;
2. The identity of the student was verified;
3. All work done on this exam is the student's own;
4. The student gave no assistance to any other student;
5. The statements made by the student concerning the conditions under which the exam was written are accurate.

Supervisor's Signature

ART 20**FINAL EXAM****GENERAL INSTRUCTIONS**

Total Marks: 100

General Instructions:

- You may take as much time as you require to complete this project.
- Please carefully read each question in its entirety.
- If you are uncertain of a response to a question, do not leave it blank, but instead try to respond to it, according to the knowledge you have attained in this course.
- You may access your Art 20 course material to assist you to complete this project.
- We wish you the necessary calmness, concentration and, most of all, inspiration, to effectively complete this exam. We know that you are capable of successfully achieving this!

Materials needed for Art 20 Alternative Assessment Final Exam Project:

- Pens (Ink or Ballpoint)
- Pencils, Sharpener, Eraser & Ruler
- Coloured Pencils
- Optional: Paint (including paint brushes, container of water & paper towel)
- Optional: Oil Pastels & Felt Pens

Note:

The Art 20 Alternative Assessment Project is worth **15%** of your final Art 20 course mark.

Art 20 Final Exam Evaluation:

Section	Out of	Your Score
A – Observational Drawing	10 marks	
B – Illustration of a Line of Poetry	10 marks	
C – Art Analysis	10 marks	
D – Expressive Cartoons	20 marks	
E – Create a Doodle as a Source of Inspiration	10 marks	
F – Perspective Landscape	10 marks	
G – Format Adaptation	10 marks	
H – Self-Portrait	10 marks	
I – Art 20 Reflection	10 marks	
Final Exam Score	100 marks	

10 Section A – Observational Drawing:

- Using your hand as a model, with any media of your choice, draw a composition of your hand in the entire space below.
- Remember to include as many details as possible.
- Pay attention to the different shapes of lines, textures, spaces and shadows on your hand.
- Remember to apply dimensional drawing techniques.

10 Section B – Illustration of a Line of Poetry:

- Choose one of the following lines of poetry – circle chosen poem:
 - “Tread softly because you tread on my dreams.” (William Butler Yeats)
 - “Two roads diverged in a wood, and I – I took the road less traveled by.” (Robert Frost)
 - “I wandered lonely as a cloud.” (William Wordsworth)
 - “Water, water, everywhere, nor any drop to drink.” (Samuel Taylor Coleridge)
- Illustrate your chosen line of poetry in the entire space below, with your choice of media.
- Your composition should display a variety of lines and shapes, as well as different tones and textures.

Section C – Art Analysis:

- Using the following Artwork Image, respond to the below Art Analysis questions.



A Starry Night, Vincent van Gogh, Oil on Canvas, 1889.

- Discuss the following Elements of Art, as they are found in the artwork:

a. Line:

b. Shape:

c. Texture:

d. Colour:

e. Value:

f. Form:

g. Space:

2. Where does the artist place emphasis in the artwork?

3. What is the mood of the artwork?

4. Is there a message that the artist is trying to convey in this artwork?

5. Does this artwork appeal to you? Describe the reason why or why not.

20 Section D – Expressive Cartoons:

- In each of the four boxes, draw a cartoon portrait of a person depicting the expressive emotion (mood) indicated.
- Try to use the entire framed space – you may use pen or pencil.



Happy



Angry



Excited



Scared

10 Section E – Create a Doodle as Source of Inspiration for a Composition:

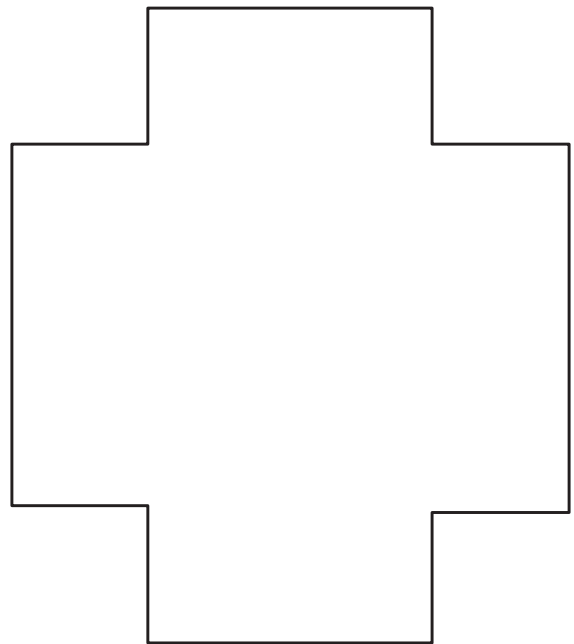
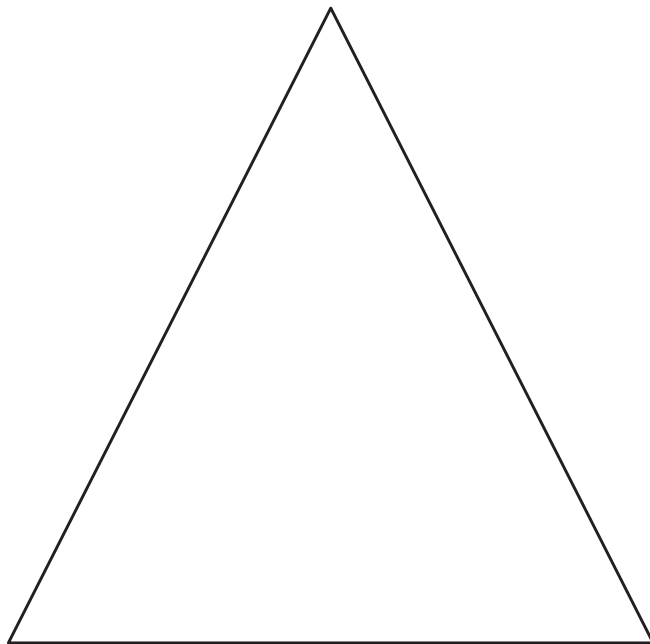


- Using a pencil, ink pen, or coloured pencil (or you may use all three together), create a doodle that fills on the entire space below.
- Your doodle should contain a variety of shapes, textures, tones, patterns and line qualities.

10 Section F – Perspective Landscape:

- Using coloured pencils or paint, create an 1-point or 2-point perspective landscape (i.e. outdoor scene – it may be fantasy/dream-like/bizarre).
- Your composition should include various elements, including texture, dimension and perspective. Use the entire space provided below.
- You may compose your drawing by turning the page sideways.

10 Section G – Format Adaptation:

- Look for an object you can observe and draw in the room where you are completing this project (e.g. plant, beverage container, computer, desk, etc.).
- In each of the following 4 formats, draw, in pencil, the **same** object, but adapt it to appear **best** in each of the 4 formats – your drawings can be naturalistic or abstract.



Include the name of the item you have chosen to draw: _____

Are your drawings naturalistic or abstract? _____

10 Section H – Self-Portrait:

- Using coloured pencils, felt pens, paint, and/or pastels, create a composition of your self-portrait (your own face) – you may draw from memory, or you may use a mirror.
- Use the entire space below. You may wish to sketch your portrait in pencil first, or you may just directly colour in your composition.
- Remember to include as many details as possible that reflect how you think you look like.
- Also remember to include the effects of texture, shadows and dimension.

Indicate whether your self-portrait is composed from memory, or if you have used a mirror:

10 Section I – Art 20 Reflection:

- In the provided space below, write two to three paragraphs describing your experiences in Art 20.
- For example: What did you enjoy the most? What did you struggle with? What are your strengths and weaknesses? What artists/artwork did you enjoy reviewing? What are your future artistic goals?

END OF EXAM
Total Marks: 100

ADLC

Alberta Distance
Learning Centre

adlc.ca
1-866-774-5333
info@adlc.ca

Alberta Distance Learning Centre
Box 4000 4601 – 63 Avenue
Barrhead, Alberta T7N 1P4