





4.4 Visual Representatin Student Exemplar

**Note:** For the purposes of this example, the assignment is based on the film, *The Pursuit of Happyness* and the theme of success and the role of failure. Remember, however, that for your **4.4** assignment, you are required to use the text, "Heat Lightning" and the **one sentence** theme statement you developed.

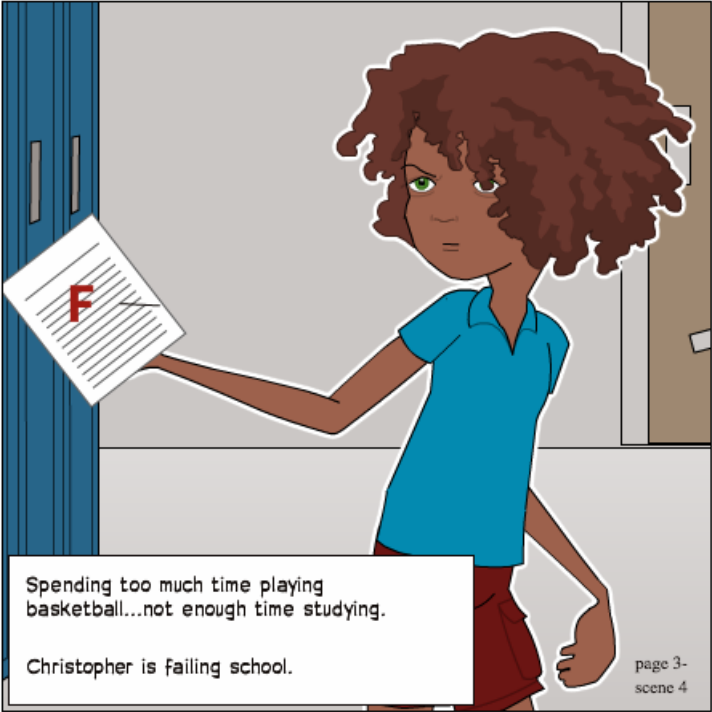


Student Exemplar: 4.5 Storyboarding continued...






Student Exemplar: 4.5 Storyboarding continued...




Student Exemplar: 4.5 Storyboarding continued...


page 4-  
scene 4




page 4-  
scene 4




page 4-  
scene 4




page 4-  
scene 5




page 4-  
scene 6




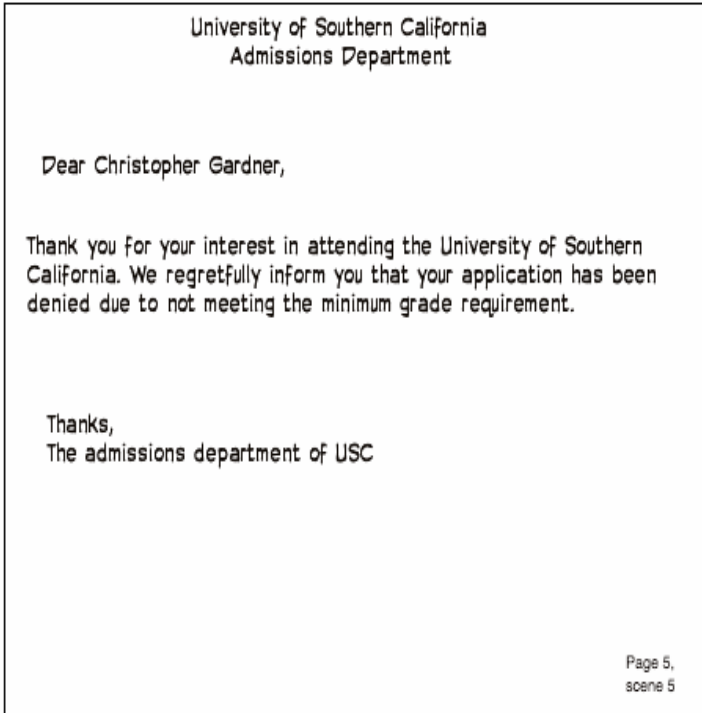
page 5,  
scene 2



Page 5,  
scene 2



Student Exemplar: 4.5 Storyboarding continued...











Student Exemplar: 4.5 Storyboarding continued...



## 4.5 Storyboarding Rubric

Value	Ideas and Impressions	Details and Design
<b>Excellent</b> 	<input type="checkbox"/> Your <b>storyboard</b> demonstrates <i>insightful</i> understanding of theme. <input type="checkbox"/> Your <b>supporting detail</b> through captions & dialogue is <i>precise</i> and <i>effective</i> .	<input type="checkbox"/> <b>Graphic design</b> and <b>layout</b> reinforce ideas in a <i>convincing</i> way. <input type="checkbox"/> <b>Captions</b> and <b>dialogue</b> contribute to a <i>convincing</i> voice.
<b>Proficient</b> 	<input type="checkbox"/> Your <b>storyboard</b> demonstrates <i>thoughtful</i> understanding of the theme. <input type="checkbox"/> Your <b>supporting detail</b> through captions & dialogue is <i>specific</i> and <i>relevant</i> .	<input type="checkbox"/> <b>Graphic design</b> and <b>layout</b> reinforce ideas in a <i>persuasive</i> way. <input type="checkbox"/> <b>Captions</b> and <b>dialogue</b> contribute to a <i>capable</i> voice.
<b>Satisfactory</b> 	<input type="checkbox"/> Your <b>storyboard</b> demonstrates <i>adequate</i> understanding of theme. <input type="checkbox"/> Your <b>supporting detail</b> through captions & dialogue is <i>relevant</i> but <i>general</i> .	<input type="checkbox"/> <b>Graphic design</b> and <b>layout</b> reinforce ideas in a <i>acceptable</i> way. <input type="checkbox"/> <b>Captions</b> and <b>dialogue</b> contribute to a <i>appropriate</i> voice.
<b>Limited</b> 	<input type="checkbox"/> Your <b>storyboard</b> demonstrates <i>confused</i> understanding of theme. <input type="checkbox"/> Your <b>supporting detail</b> through captions & dialogue is <i>superficial</i> or <i>inaccurate</i> .	<input type="checkbox"/> <b>Graphic design</b> and <b>layout</b> reinforce ideas in an <i>inappropriate</i> way. <input type="checkbox"/> <b>Captions</b> and <b>dialogue</b> contribute to a <i>vague</i> voice.
<b>Redo</b> 	Your attempt to respond is <i>insufficient</i> . <b>Contact your teacher</b> to discuss suggestions for improvement and resubmission of your work.	
<b>TOTAL:</b> 25 /25 = 100%	15 /15	10 /10
<b>Assessment</b> 	<b>Areas of Strength:</b> Your layout and visuals are great. Captions and dialogue clearly reflect the theme of success and the role of failure.	
	<b>Might I suggest:</b> How can you effectively use colour/shading and/or different types of layouts and angles to demonstrate the emotions of the character?	