

















How to check your detailed marker feedback for an assignment.

It is very important to check your complete marker feedback for an assignment before proceeding to the next assignment. You will see brief Feedback Comments but markers provide much more detailed feedback within the document that you submitted.





You can view your marker feedback by clicking on the assignment that you have submitted in the Grades section of your course

Grade item	Grade category	Range	Grade	Feedback
 Assignment 1.3.3: Who Are You?	Assignments	0.00 - 100.00	20.00	<p class="p1"><span class="s1":

Then click on the View link on the assignment submission page

First name / Surname	Grade	Edit	Last modified (submission)	File submissions	Submission comments	Feedback comments	Feedback files	Final grade
	     					 		

On this page there are two areas for comment. The Feedback comments are the short comments from your marker and the Feedback Files give you access to the complete assignment with detailed comments from your marker.

 20.00 / 100.00	Edit	Monday, 27 June 2016, 1:59 AM	 1.3.3- (Starts on Page 8).docx	Comments (0)	(June 27) - Hi ,ve written many comments on the attached file below. This is your third submission attempt. Unfortunately, you ...	 1.3.3- (Starts on Page 8).docx  1.3.3- (Starts on Page 8).docx	20.00 / 100.00
--	----------------------	-------------------------------	--	------------------------------	---	--	----------------

Click on the links in the Feedback Files column to upload the assignment with your markers detailed feedback