





Unit 5 – Lesson 1

Enter your responses between the (blue) parentheses below each item.

Section 1 Pre-Viewing Investigation

Examine the following visuals and **quotations from your novel choice** in this course. Then, respond to the questions that follow.

A Single Shard by Linda Park

<p>1.</p>  <p>“Scholars read the words of the world. But you and I must learn to read the world itself.”</p>	<p>2.</p>  <p>My master works slowly.</p>
<p>3.</p>  <p>Crane-Man</p>	<p>4.</p>  <p>Tree-Ear Mushroom “You are like the ears of a scrawny little tree, noticed by none but hearing all.”</p>

Deborah Dirk and the Turkish Lieutenant by Tony Cliff

1.



Delilah "is the master of forty-seven different sword-fighting techniques which she's used on different occasions..."

2.



"...against twenty-nine Sikh warriors, thirty-two Conquistadors..."

3.



"...fifty-one Aboriginal Australian warriors, a small pride of lions..."

4.



"...and one very large Mongolian man with a large sword, a small brain, and a very bad temper."

Freak the Mighty by Rodman Philbrick

1.



"I like it in the down under."

2.



Quest: An adventure in which you have to use your imagination."

3.



"I never had a brain until Freak came along and let me borrow his for a while."

4.



"Him"

I am Malala by Malala Yousafzai

1. "Who is Malala?" the gunman demanded. I am Malala and this is my story.



2. "Let us pick up our books and our pens. They are our most powerful weapons."

3. "I don't mind if I have to sit on the floor at school. All I want is an education."

WHAT TERRIFIES
RELIGIOUS EXTREMISTS
LIKE the TALIBAN
ARE NOT AMERICAN
TANKS or BOMBS
or BULLETS.







MALALA YOUSAFZAI





IT'S A
GIRL
WITH A
BOOK.

4. "I raise up my voice, not so that I can shout, but so that those without a voice can be heard."





Invitation to the Game by Monica Hughes

<p>1.</p>  <p>“...The Game. The prize. The treasure. Our dearest wish...”</p>	<p>2.</p>  <p>“Congratulations on graduating with honours! Enjoy your leisure years! Use them creatively.”</p>
<p>3.</p>  <p>“Were there robots everywhere?”</p>	<p>4.</p>  <p>“Tell me it’s real.”</p>

The Tuesday Café by Don Trembath

<p>1.</p>  <p>“It all started with a small fire in a garbage can. Unfortunately, the garbage can was in the hallway of Harper’s school and...”</p>	<p>2.</p>  <p>“My hands started shaking.”</p>
<p>3.</p>  <p>“This isn’t a story about not getting invited to a party,” I said. “Maybe not, but that’s what it sounds like,” said Del.</p>	<p>4.</p>  <p>“A letter to mom and dad.”</p>

Wonderstruck by Brian Selznik

<p>1.</p>  <p>"We are all in the gutter, but some of us are looking at the stars." Oscar Wilde</p>	<p>2.</p>  <p>"What would it be like to pick and choose the objects and stories that would go in your own cabinet? ...Maybe, thought Ben, we are all cabinets of wonders."</p>
<p>3.</p>  <p>"Ben wished the world was organized by the Dewey decimal system. That way you'd be able to find whatever you were looking for."</p>	<p>4.</p>  <p>The wolves will not stop chasing Ben through his dreams. They are wild and persistent, leaving paw prints in the snow.</p>

1. Respond to the photos and words from your chosen novel, **which must be one of the novels listed above.** (Mark: /5)

- Include the following information for each photo and accompanying quotation.
 - describe what you see
 - ask questions
 - make predictions for each photo
 - predict what the novel is about

The novel I chose is ().

1. ()	2. ()
3. ()	4. ()

--	--

2. Write a paragraph to explain why you chose this novel. (Mark: /15)

Be sure to include the following information in your paragraph.

- Main idea (topic sentence)
 - Explanations of the main idea. Provide **three** reasons why you chose the novel.
 - Summary of the main concepts (a powerful concluding statement).
- When finished, review your work using the Paragraph Assessment rubric.
 - Edit for word choice, spelling, capitalization, and punctuation.

()

Explanatory Paragraph Assessment				
	Excellent 5	Proficient 4	Satisfactory 3	Limited 2
Content /5	<ul style="list-style-type: none">• I developed perceptive, clear, and effective ideas.• I included information enhanced by <i>precise</i> details.	<ul style="list-style-type: none">• I developed <i>thoughtful, generally effective</i> ideas.• I included information substantiated by <i>specific</i> details.	<ul style="list-style-type: none">• I developed <i>appropriate</i> and <i>adequate</i> ideas.• I included information supported by <i>some</i> detail.	<ul style="list-style-type: none">• I developed <i>vague</i> or <i>imprecise</i> ideas.• I included <i>imprecise</i> information <i>lacking in detail</i>.
Organization /5	<ul style="list-style-type: none">• I developed an <i>effective topic sentence, support, and summary sentences</i>.	<ul style="list-style-type: none">• I developed a <i>logical topic sentence, support, and summary sentences</i>.	<ul style="list-style-type: none">• I developed a <i>clear topic sentence, support, and summary sentences</i>.	<ul style="list-style-type: none">• I developed a <i>confusing topic sentence, support, and summary sentences</i>.
Presentation /5	<ul style="list-style-type: none">• I communicated <i>engagingly and accurately</i>.	<ul style="list-style-type: none">• I communicated <i>thoughtfully</i> and with <i>few</i> errors.	<ul style="list-style-type: none">• I communicated <i>clearly</i> with <i>some</i> errors.	<ul style="list-style-type: none">• I communicated <i>unclearly</i> with <i>many</i> errors.
Insufficient	Your attempt to respond is <i>insufficient</i> . Contact your teacher to discuss suggestions for improvement.			
Total: /15				
Assessment	Areas of Strength ()			
	Might I suggest... ()			

Section 2

Before beginning to read your novel, complete the pre reading chart below. Please answer the questions in complete sentences.

Completing the pre reading chart will help you become familiar with certain features of your book.

Features of Novels

Front Cover

- includes the title of the story and the author's name, may include an image that represents the story

Dedication

- a short message written by the author dedicating the book to someone or something; dedications are usually presented at the beginning of the book and sometimes appear on a separate page

Example: J.K. Rowling wrote this dedication in the last Harry Potter book, *Harry Potter and the Deathly Hallows*: "***The dedication of this book is split seven ways: to Neil, to Jessica, to David, to Kenzie, to Di, to Anne, and to you, if you have stuck with Harry until the very end.***"

Acknowledgements

- An acknowledgement page contains the author's thank you to those people who have provided assistance or support in the writing of the story.
- Authors may thank their publisher, editor, sources, illustrators, and/or their family members - whomever as the story was being written.

Prologue

- A prologue is an introduction to a story that provides some details about events that have taken place in the past or details about the characters in the novel.

Special Features

- Some novels contain more than the written words. You may find illustrations or pictures, glossaries, maps, timelines, or family trees.
- These special features may be placed at the beginning or end of the book, or are scattered throughout the story.

Note: If the novel you chose does not have a particular feature, include a sentence that explains this. (Example: *The book I have chosen does not include a prologue.*)

Pre Reading Chart	
Front Cover: (Mark: /3)	Examine the cover of your novel. Refer to the lesson page to compare various covers for your novel. a. Does the picture on the cover help you understand what the novel may be about? Is the visual compelling? () b. Does the title make you curious? Why or why not? () c. Why do you think the author decided on this title for the novel? ()
Dedication: (Mark: /2)	Is there a dedication in your chosen novel? If so, to whom or what is the novel dedicated? () Does this dedication give you any insight into characters, setting, or plot? Why or how? ()
Acknowledgements: (Mark: /1)	If the author has included acknowledgements, do they provide any clues to the characters, setting, or plot? ()
Prologue: (Mark: /1)	If there is a prologue in the novel, what have you learned about the characters, setting, or plot?

	()
Special Features: (Mark: /3)	<p>If there are special features, explain what these are.</p> <p>()</p> <p>Why do you think these features were included?</p> <p>()</p> <p>How will these features aid in the telling of the story?</p> <p>()</p>

Total Marks for Section 2: /10

Section 3

Vocabulary work will be completed throughout your novel study.

Vocabulary Log

Define, illustrate visually, and use in a sentence interesting new words from your chosen novel.

1. As you read the **first half of your book**, jot down words worth learning and the page number on which they appear. Look for **five** words for every four chapters you read.


* If you are reading *Invitation to the Game*, record two words after each chapter read.

* If you are reading *Delilah Dirk and the Turkish Lieutenant*, record five words after every chapter.

- Choose **ten** words from your list to include in your vocabulary log.
- Write a dictionary definition for the meaning of the word **as it is used in the novel**.

- Create an original sentence, using the challenge word. Your sentence must convey your understanding of the word.
- Select or draw a picture that shows what the word means or shows the word in action.

Sample Vocabulary Log from *Freak the Mighty*

Vocabulary Word	Page	Definition	Sentence	Visual Illustration
quest	p. 17	<i>an adventure in which you have to use your imagination</i>	<i>She was on a quest to find her missing father.</i>	

Complete the vocabulary log below for **the first half of** your chosen novel. (Mark: /10)

[illegible]

()	()	()	()	
-----	-----	-----	-----	--

2. As you read the **second half of your novel**, again jot down any new words that are worth learning and the page number. Look for **five** words for every four chapters you read.

- If you are reading *Invitation to the Game*, record two words after each chapter read.
- If you are reading *Delilah Dirk and the Turkish Lieutenant*, record 5 words after every chapter.

When you have completed reading the novel, choose **ten new words from the second half of your novel** and complete the second vocabulary log. (Mark: /10)

Vocabulary Word	Page	Definition	Sentence	Visual Illustration
()	()	()	()	
()	()	()	()	
()	()	()	()	
()	()	()	()	
()	()	()	()	
()	()	()	()	
()	()	()	()	
()	()	()	()	
()	()	()	()	
()	()	()	()	

Total Marks for Section 3: (/20)

Student Comments:

()

- Be sure to save your file to your folder before submitting it to the LA8 Assignment 5.1 Submission page: (YOURNAME)la8-5.1
 - Check the Submission page again in two or three days to retrieve your marked assignment and review the feedback from your teacher.
-

Assignment Total: (/50) = Percent: (%)

Teacher Comments:

()