

Social Studies 30-2



7.10 Community Citizenship

[Here is a link to the instruction video also found on the assignment download page.](#)

Big Ideas



- *Identify the most effective strategies citizens could use in response to an issue of local, national, or global significance.*
- *Examine perspectives on the rights, roles, and responsibilities of the individual in a democratic society.*
- *Explore opportunities to demonstrate active and responsible citizenship through individual and collective action.*
- *Appreciate the relationship between citizenship and leadership.*
- *Examine perspectives on the rights, roles, and responsibilities of the individual in a democratic society.*
- *Develop a plan of action.*



- *This is a three-part assignment.*

Contents

Instructions	3
Research	4
Part 1: Preliminary Research	6
Part 2: Action Plan Project Chart	6
Part 3: Written Response	7
Suggested Format	8
Suggestions for Success	9
Rubric for Position Paragraph(s)	10

Instructions

1. **Read** "Rights, Roles, and Responsibilities" on **pages 396-403** of your textbook, ***Understandings of Ideologies***. These pages will further your understanding of the concept of the rights, roles, and responsibilities of the individual in a democratic society.
2. Select **one** topic that interests you from the following list of local, national, and global issues.

Local/Municipal issues: **One or the other not both**

- a. Rural theft
- b. Urban theft

National issues:

Building the Trans mountain pipeline (Alberta to British Columbia)

International issue:

Human trafficking issues (Nike/ clothing industry)

3. Research your choice of topic.
 - a. Watch the links to videos and articles provided to begin planning your methods of involvement.
 - b. Your research may include information from other sources on topic and might be involved in or from news or documentary media sources.
4. After you have chosen and identified an issue, complete **Part 1: Preliminary Research** on this assignment below.
5. Using the information you gather and analyze in **Part 2**, complete your Part 3: **Written Response**.


Research



Choose **one group of three** studies to watch and read.

Municipal Case Study 1

A: Rural theft in Alberta loss of livestock, farm equipment, vehicles

Cattle Cops-Livestock theft in Alberta.  Click on the image to watch the case.	RCMP bust two "Chop Shops" https://www.collisionrepairmag.com/news/16889-rcmp-bust-two-alberta-chop-shops	Rash or rural break-ins and thefts- Pincher Creek https://www.canadapolice.ca/2018/06/28/rash-of-rural-break-and-entries-theft-of-farm-equipment-fuel-in-rural-pincher-creek/
--	--	---



OR

B: Urban theft in Alberta loss of property, vehicles

65K worth of stolen music equipment Edmonton https://edmonton.ctvnews.ca/65k-worth-of-equipment-stolen-from-alberta-music-student-1.4256594	Porch thieves stealing packages https://dailyhive.com/calgary/mail-package-thieves-police	Truck full of Christmas gifts stolen Grande Prairie https://edmonton.ctvnews.ca/truck-full-of-christmas-presents-stolen-in-grande-prairie-1.4234893
--	---	---



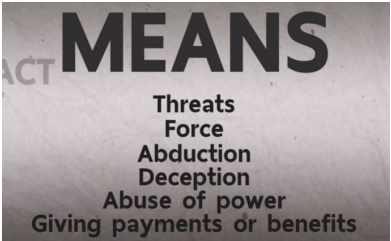
International Case Study 2

Trans Mountain Pipeline construction (Alberta to British Columbia)

<p>Trudeau assures the pipeline will be built.</p>  <p>Click on the image to watch.</p>	<p>Timeline of the Trans Mountain pipeline</p> <p>https://business.financialpost.com/commodities/energy/timeline-key-dates-in-the-history-of-the-trans-mountain-pipeline-3</p>	<p>Feb 23, 2019 Pipeline given the green light</p>  <p>Click on the image to watch.</p>
---	--	--

International case study 3

Human trafficking Nike and the clothing industry

<p>Just do it! Human trafficking in Nike's sweatshop in Malaysia</p>  <p>Click on the image to watch.</p>	<p>The High Cost of Our Cheap Clothes</p>  <p>Click on the image to watch.</p>	<p>What is Human Trafficking?</p>  <p>Click on the image to watch.</p>
--	--	---

Part 1: Preliminary Research

Complete the chart below based on the **group of three** studies you chose above.

Total /3 (1 mark per bullet)

Name of issue: < >
How important is leadership in addressing this issue? Explain. 1 mark • < >
Are there ideologies that could effectively contribute to the resolution of this problem? Explain using terminology. 1 mark • < >
Are there ideologies that could hinder the resolution of this problem? Explain using terminology. 1 mark • < >

Part 2: Action Plan Project Chart

Total /10 (1 mark per bullet)

What issue is important to me? Explain why? 1 mark • < >	
What do I need to know about this issue? Explain. 1 mark • < >	
What can I do about this issue?	
Your position of involvement on spectrum 1 mark	• < >
Action#1 1 mark	• < >
Objective(s) of action 1 mark	• < >
Action#2 1 mark	• < >

Objective(s) of action 1 mark	• < >
Action#3 1 mark	• < >
Objective(s) of action 1 mark	• < >
How will I implement and evaluate my action plan?	
How would I implement and follow my action plan in collaboration with others? 1 mark	
• < >	

Part 3: Written Response

How can you lead or get involved in a movement and effectively advocate to get your will to be administered while protecting liberal rights?

Use the information you researched in the above charts as examples to help support your position (position paragraph).

Your written response should specifically refer to rights, roles, and responsibilities that can be exercised.

Total /15 *Based on the Position Paragraph rubric found at the end of the assignment

Suggested Format

Introduction (3–5 sentences)

- What case study did you choose?
- How important is leadership in addressing this issue? Explain.
- Are there ideologies that could effectively contribute to the resolution of this problem? Explain using terminology.
- Are there ideologies that could hinder the resolution of this problem? Explain using terminology.
- Thesis statement around the many great ideas you have about involvement on your issue.

Paragraph 1 (3-5 sentences)

- List an action, right, role or responsibility to take.
- Give any details or explanations requirement.
- What is your objective with this action?

Paragraph 1 (3-5 sentences)

- List an action, right, role or responsibility to take.
- Give any details or explanations requirement.
- What is your objective with this action?

Paragraph 1 (3-5 sentences)

- List an action, right, role or responsibility to take.
- Give any details or explanations requirement.
- What is your objective with this action?

Conclusion (3–5 sentences)

- Summarize with the importance of getting involved.
- Summarize why citizens should exercise their rights, roles and responsibilities.

Include terminology.

Suggestions for Success


- Avoid summaries.
- Response should be 10-15 sentences long.
- Include 3-5 ways to get involved proactively in solutions.
- Use terminology from the course.

Place a mark on the spectrum does your involvement on the issue stand?

Alienated Citizen
Citizen

Conventional Citizen

Responsible



Increasingly more involved in society
in society

Increasingly more involved



<Write your response here.>

Rubric for Position Paragraph(s)

Scoring Criteria:	Explanations and Support 10 marks	Communication 5 marks
Position Paragraph(s)	<p>When marking Explanations and Support, markers should consider the</p> <ul style="list-style-type: none"> • quality of explanations • selection and quality of support 	<p>When marking Communication, markers should consider</p> <ul style="list-style-type: none"> • organization and coherence • vocabulary (specificity and accuracy) • sentence construction (clarity and completeness) • grammar and mechanics (consistency of tense, punctuation, spelling, and capitalization)
Excellent E	Explanations are thorough and comprehensive, revealing a perceptive understanding. Support is specific and accurate. Errors, if present, do not detract from the response. 10	The writing is fluent and effectively organized. Vocabulary is precise and effective. The writing demonstrates confident control of sentence construction, grammar, and mechanics. The occurrence of errors is rare. 5
Proficient Pf	Explanations are appropriate and purposeful, revealing a clear understanding. Support is relevant and appropriate but may contain some minor errors. 8	The writing is clearly organized. Vocabulary is accurate and appropriate. The writing frequently demonstrates effective control of sentence construction, grammar, and mechanics. The occurrence of errors is infrequent. 4
Satisfactory S	Explanations are general and straightforward, revealing an acceptable understanding. Support is relevant but general, may be incompletely developed, and/or contains errors. 6	The writing is generally clear and functionally organized. Vocabulary is generally accurate but not specific. The writing demonstrates basic control of sentence construction, grammar, and mechanics. Errors do not seriously interfere with communication. 3
Limited L	Explanations are overgeneralized and/or redundant, revealing a confused, though discernable, understanding. Support is superficial, may not always be relevant, and contains significant errors. 4	The writing is uneven and incomplete but is discernibly organized. Vocabulary is imprecise and/or inappropriate. The writing demonstrates faltering control of sentence construction, grammar, and mechanics. Errors hinder communication. 2
Poor P	Explanations are tangential or minimal, revealing a negligible understanding. Support, if present, is incomplete, may be marginally relevant, and contains significant and/or frequent errors. 2	The writing is unclear and disorganized. Vocabulary is ineffective and frequently incorrect. The writing demonstrates lack of control of sentence construction, grammar, and mechanics. Errors impede communication. Mark=1
Total: /15		
Areas of Strength		
Areas to Improve		
Totals	<p>Part 1: /3 Part 2: /10 Written Response: /15 Total: /28</p> <p>Once your assignment is graded, always review the comments and the feedback file. You will be expected to use those comments and feedback in your next assignment.</p>	

