



## Activity 11: Handwriting Characteristics

**How can handwriting be traced to its source?**

### Materials

---

- blank lined paper
- Analysis of Ransom Note Table
- pen

### Instructions

---

#### Part 1: Look at your own handwriting

1. On the blank lined paper, write your name five times.

- Does the name look the same on all five lines? Explain.

---

---

---

---

2. Now, try to write your name exactly the same way you wrote it on the last line.

- Were you able to copy your name exactly?

---

---

---

---

3 Ask a friend or family member to try and write your name the same as you did on the last line.

- What differences do you notice between your friend's copy and your actual handwriting?

---

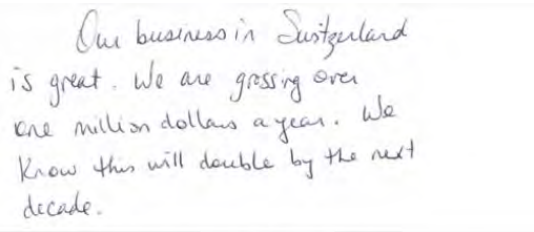
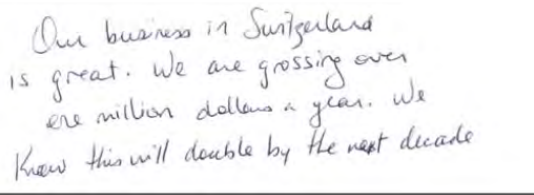
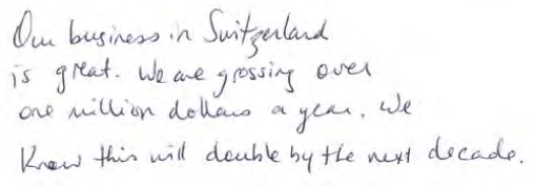
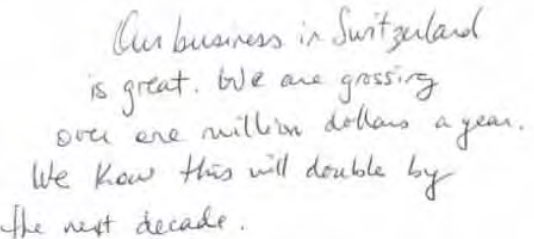
---

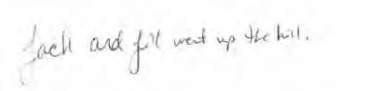
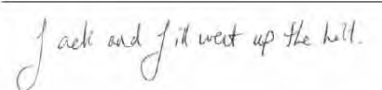


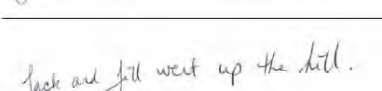
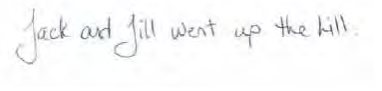


---

---

## Part 2: Ransom Note Analysis

1. Read the list of handwriting characteristics described in the **Analysis of Ransom Note Table** provided on the next page.
2. After you have read all the characteristics, you will examine a ransom note for these features.
3. Record your observations of each characteristics from the ransom note on the **Analysis of Ransom Note Table**.

Handwriting Characteristics	Observations from Ransom Note
<p><b>Spacing of words and letters</b>  <b>•Are words and letters close together or far apart?</b></p>    	

<p><b>Relative height, width, and size of letters</b></p> <ul style="list-style-type: none"> <li>• Are all the letters the same size? Are some letters noticeably smaller or larger?</li> </ul>     	
<p><b>Pen lifts and separations</b></p> <ul style="list-style-type: none"> <li>• Can you tell if the writer lifted the pen to start a new word, or does the pen continue between words?</li> </ul>  	
<p><b>Usual letter formations</b></p> <ul style="list-style-type: none"> <li>• Are any letters written in an unusual way?</li> <li>• Do some have different slants and angles?</li> <li>• Does the writer use circles to do the i, or does the writer loop on certain letters at the beginning or the end?</li> </ul> 	

**Slant of writing**

- Do the letters slant in a certain direction, or are they straight?
- Do all the letters slant the same way?

Jack and Jill went up the hill.

Jack and Jill went up the hill.

**Ransom Note**

To the President of the Super Cola company:

I am in possession of the secret formula for Super Cola.

Unless you pay a ransom of \$1,000,000 within one week,

I will sell the formula to the highest bidder from your rival companies.

I will send you further instructions on payment in 3 days.

4. Now compare the ransom note to the handwriting samples from three suspects. Which suspect took the formula?

A I am in possession of the secret formula for Super Cola.

B I am in possession  
Super Cola.

C I am in possession of the secret formula for Super Cola.