



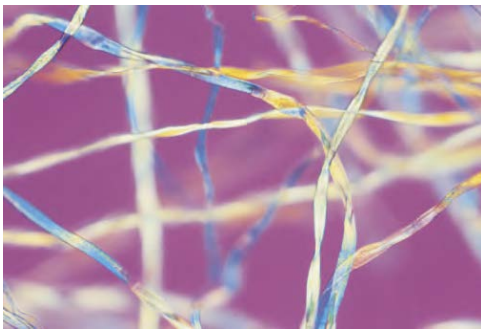
Activity 13: I Spy Fibre

How do various fibres look?


Fibres are the tiny threads that make up any type of fabric. Fibres can come from natural sources such as cotton or wool.

Instructions


1. Examine the various photos of fibres shown below.




Picture 1



Picture 2



Picture 3



Picture 4

2. Read the description of some fibres.

Fibre	Appearance	Commonly Found In...
Nylon	thin glass tubes twisted into spirals	ropes, netting, re-usable shopping bags
Silk	straight, thin glass tubes, completely smooth	scarves, fancy ties, clothing such as ladies blouses or dresses
Cotton	flat, twisted ribbon	t-shirts, bed sheets, jeans, sweatshirts
Polyester	long irregular strands with bits of materials sticking out (not smooth)	track suits, jackets, car upholstery
Wool	fuzzy and scaly	sweaters, socks, hats, mittens

3. Match the picture to the type of fibre you think it might be.

Picture 1:

Picture 2:

Picture 3:

Picture 4: