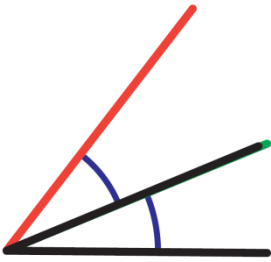
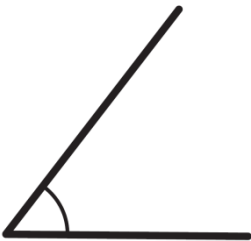
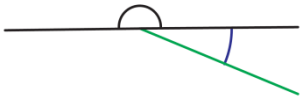



Referent Angles

1. Sketch the following angles without using a protractor.

Angle	Referent Angles Used	Referent Angles Sketch	Whole Angle Sketch
52.5°	$30^\circ + 22.5^\circ$		
200°	$180^\circ + 22.5^\circ$		

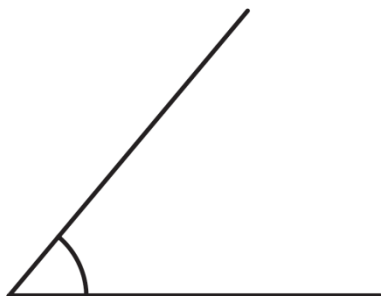
2. Estimate the measure of the following angle.

a.



Approximately 80° .

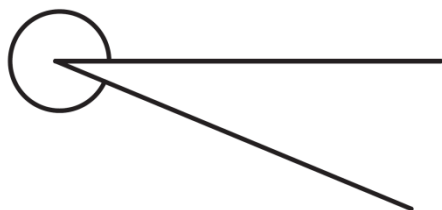
b.

*Approximately 45° .*

c.

*Approximately 120° .*

d.

*Approximately 335° - 340°*