

## Unit 1: Radicals



### Time Out

*Time Out* is related to *Unit 1: Radicals*.



*Time Outs* strengthen numeracy and reasoning skills by using math strategically.

Use strategic thinking to play the game and answer the questions that follow. You will be assessed according to the rubric provided.

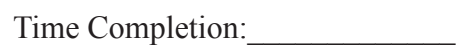
Category	Strategy and Procedures	Mathematical Reasoning
	<i>The student...</i>	<i>The student...</i>
4	<ul style="list-style-type: none"> <li>uses efficient and effective strategies to solve the problem(s) and complete questions</li> </ul>	<ul style="list-style-type: none"> <li>presents complex and refined mathematical reasoning</li> </ul>
3	<ul style="list-style-type: none"> <li>uses effective strategies to solve the problem(s) and complete questions</li> </ul>	<ul style="list-style-type: none"> <li>presents effective mathematical reasoning</li> </ul>
2	<ul style="list-style-type: none"> <li>uses effective strategies inconsistently to solve the problem(s) and complete questions</li> </ul>	<ul style="list-style-type: none"> <li>presents some evidence of mathematical reasoning</li> </ul>
1	<ul style="list-style-type: none"> <li>does not use effective strategies to solve the problem(s ) and complete questions</li> </ul>	<ul style="list-style-type: none"> <li>presents superficial or confusing evidence of mathematical reasoning</li> </ul>

This assessment is worth 8 marks. Take your time.

**Radical Maze Instructions:**

1. **Record** the time it takes you to complete this exercise in the “Time Completion” box.
  - Use a timer, such as a second hand on a watch or timer app on your smart phone, to measure how long it takes you to complete this exercise.
2. **Choose one pathway** from *Start* to *Finish* through the following maze.
  - The starting point is marked with an arrow 
  - The finishing point is marked with a star 
3. **Draw the path** you would take from Start to Finish.
4. **Fully simplify** the radical expressions along the pathway you choose.
5. **Answer** questions A to E after completing your pathway.

**Note:** You may not use a calculator for this exercise.



Answer the following questions.

- A. Explain how timing your route affected which pathway you chose?

---

---

---

---

- B. Why did you choose the pathway you followed to get to the finish point?

---

---

---

---

- C. If you were to choose another pathway, which one would it be and why?

---

---

---

---

- D. Thinking about the skills you learned for estimating radicals, would you now choose a different pathway if you were given a set time limit?

---

---

---

---

- E. What can you infer about the way you attack math questions in the maze? (Hint: Compare the quickest pathway with the easiest pathway.)

---

---

---

---

---

You have completed *Unit 1 Time Out*. Please proceed to the *Unit 1: Final Review Assignment*, on the next page of this *Workbook*.