

Practice Assessment

Practice provides practice and allows you to self-reflect on your conceptual understanding of the *Lesson* skills. You will mark your work for *Practice* in each *Workbook* according to the following rubric.

Category	Strategy and Procedures	Response to Questions
	<i>I have...</i>	<i>I have...</i>
4	<ul style="list-style-type: none"> used efficient and effective strategies to solve the problem(s) 	<ul style="list-style-type: none"> provided detailed explanations and followed directions appropriately to complete all questions
3	<ul style="list-style-type: none"> used effective strategies to solve the problem(s) 	<ul style="list-style-type: none"> provided clear explanations and followed directions adequately to complete most questions
2	<ul style="list-style-type: none"> used effective strategies inconsistently to solve the problem(s) 	<ul style="list-style-type: none"> provided incomplete explanations and followed some directions to complete a few questions
1	<ul style="list-style-type: none"> used ineffective strategies to solve the problem(s) 	<ul style="list-style-type: none"> provided incomplete explanations and does not followed directions to complete some questions

Complete *Practice* exercises using your best work, showing all relevant steps needed to arrive at your solution. Refer to the *Module* to review lesson instructions. Contact your teacher for assistance or clarification as needed, or to investigate the topic further.

Check and correct your work using the solutions provided in *Appendix* in the *Module*.

Practice is worth 8 marks.

After you have assessed your work, reflect on your understanding of the concepts addressed in the *Practice* exercises in the table provided.

The diagrams used in this unit are not drawn to scale. Unless otherwise indicated, you are expected to determine unknown values through calculations, and not by direct measurement using a ruler or protractor.

Lesson 3.3: Solving Problems That Involve Triangles

Complete the *Practice* below. When you have completed all the questions for *Lesson 3.3 Practice – IV* with your best work, mark your work by first comparing your answers to the solutions provided in the *Appendix*. Then, apply the rubric found at the beginning of the *Workbook*.



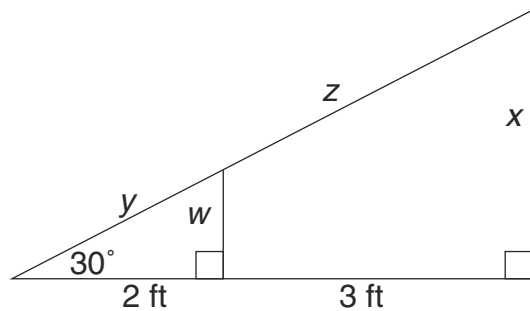
Practice – IV

1. At the time of this writing, the Burj Khalifa (formerly the Burj Dubai) is the world's tallest building at 829.8 m. If you were to stand 200 m from the centre of the building, what would the angle of elevation be to the top? Express your answer to the nearest degree.



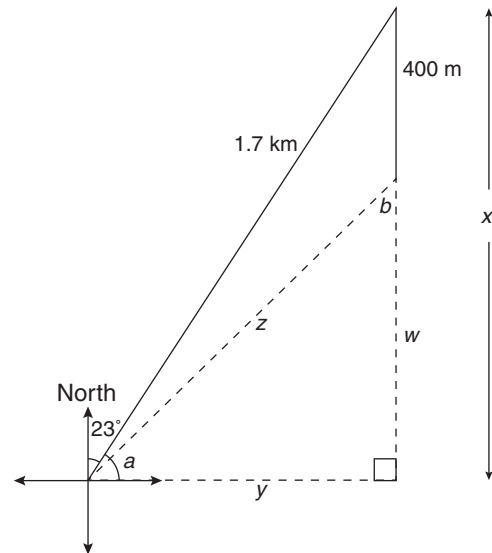
© Thinkstock

2. Determine the unknown lengths in the diagram. Express your answers to the nearest tenth of a foot.



3. While on an orienteering trip, Krastio walks 23° East of North for 1.7 km. He then walks due south for 400 m. To determine his direction and distance back to his original position, Krastio draws the following diagram and solution plan.

- Use the angle 23° to determine the measure of angle a .
- Use a sine ratio to determine the value of x .
- Use the value of x to determine the value of w .
- Use a tangent ratio to determine the value of y .
- Use a tangent ratio to determine the measure of angle b .
- Use the Pythagorean theorem to determine the value of z .



Krastio must return to his original position. Determine the direction and distance that Krastio must walk. Give your answers to the nearest degree and the nearest tenth of a kilometre.


Mark your work for *Lesson 3.3 Practice – IV* using the solutions provided in the *Appendix*. Then, apply the rubric found at the beginning of the *Workbook*.

Transfer your self-assessed mark to the front cover of the *Workbook*.

My self-assessed mark on *Lesson 3.3 Practice – IV* is _____.

Reflect on your understanding of the concepts addressed in the *Practice* exercises in the table provided.

Question Number	Got it!	Almost there...	Need to retry or ask for help.
1			
2			
3			



You may proceed to *Explore Your Understanding Assignment* on the next page of this *Workbook*.

Note: Before you complete *Explore Your Understanding*, you may review your skills and get more practice by completing the following problems in *Mathematics 10*.

- Page 131, #1a, 1c, 2, 3, 4, 7, 11, 12

Check your work in *Enhance Your Understanding*.

