

## Lesson 7.3: Slope-Point Form of a Linear Equation

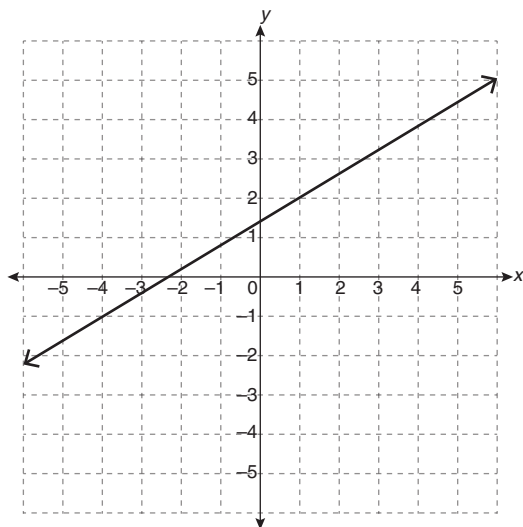
Complete the *Practice* below. When you have completed all the questions for *Lesson 7.3 Practice – III* with your best work, mark your work by first comparing your answers to the solutions provided in the *Appendix*. Then, apply the rubric found at the beginning of the *Workbook*.



### Practice – III

1. Convert the equation  $y - 5 = -\frac{3}{8}(x - 12)$  into
  - a. slope-intercept form
  
  
  
  
  
  
  
  
  
  
  - b. general form
  
  
  
  
  
  
  
  
  
  
2. A line passes through the points  $(-5, -5)$  and  $(19, -3)$ . Determine the equation of this line, in slope-point form.

3. State two different equations in slope-point form that represent the graph of the relation shown.



4. The graph of a linear relation has a slope of 16.5 and an  $x$ -intercept of 121. Determine the  $y$ -intercept.

5. While planning a trip to Europe, Brian and Donna exchanged some Canadian dollars for euros. Brian bought €300 for \$430 and Donna bought €450 for \$640 from a merchant who uses a linear relation to calculate the rate.
- a. Let  $x$  represent the euros purchased and let  $y$  represent the cost, in Canadian dollars. Determine the slope of the graph of the relation.



© Thinkstock

- b. What does the slope represent in this scenario?


---

---

---

- c. Write a currency exchange equation in slope-point form.

- d. Graph the relation represented by the currency exchange equation.



- e. The merchant charges a service fee for each exchange. What characteristic of the graph represents the service fee? What is the service fee?

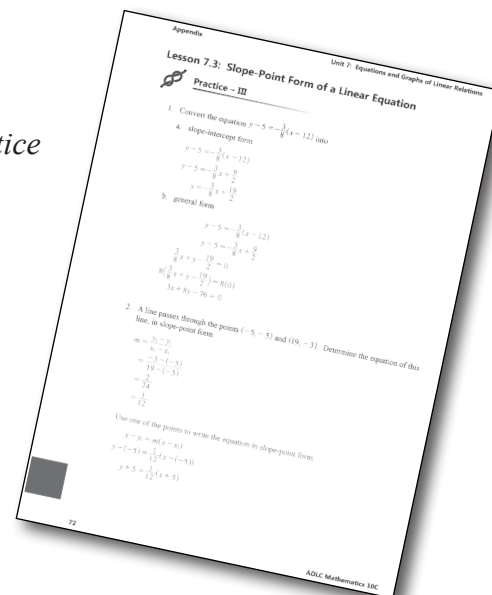
Mark your work for *Lesson 7.3 Practice – III* using the solutions provided in the *Appendix*. Then, apply the rubric found at the beginning of the *Workbook*.

Transfer your self-assessed mark to the front cover of the *Workbook*.

My self-assessed mark on *Lesson 7.3 Practice – III* is \_\_\_\_\_.

Reflect on your understanding of the concepts addressed in the *Practice* exercises in the table provided.

Question Number	Got it!	Almost there...	Need to retry or ask for help.
1			
2			
3			
4			
5			



You may proceed to *Explore Your Understanding Assignment* on the next page of this *Workbook*.

**Note:** Before you complete *Explore Your Understanding*, you may review your skills and get more practice by completing the following problems in *Mathematics 10*.

- Page 377, #1f, 2a, 2b, 3a, 4, 6a, 7, 10, 13, and 14

Check your work in *Enhance Your Understanding*.

