





1.2 Visual Portfolio

Value	Format	Ideas and Evidence	Presentation
 Excellent	<input checked="" type="checkbox"/> Your documentation of visual sources is <i>thorough</i> .	<input checked="" type="checkbox"/> Your theme statement for each image is <i>insightful and skillfully written</i> . <input checked="" type="checkbox"/> Your analysis of images indicates an impressive understanding of how visual techniques convey a theme.	<input checked="" type="checkbox"/> Your arrangement of visual and written information is <i>skillfully organized and engaging</i> . <input checked="" type="checkbox"/> Your stylistic choices are <i>precise and effective</i> .
 Proficient	<input type="checkbox"/> Your documentation of visual sources is <i>appropriate</i> .	<input type="checkbox"/> Your theme statement for each image is <i>meaningful and effectively written</i> . <input type="checkbox"/> Your analysis of images indicates an <i>effective</i> understanding of how visual techniques convey a theme.	<input checked="" type="checkbox"/> Your arrangement of visual and written information is <i>logically organized and fluent</i> . <input type="checkbox"/> Your stylistic choices are <i>thoughtful and appropriate</i> .
 Satisfactory	<input type="checkbox"/> Your documentation of visual sources is <i>basic</i> .	<input type="checkbox"/> Your theme statement is <i>straightforward and clearly written</i> . <input type="checkbox"/> Your analysis of images indicates a <i>basic</i> understanding of how to manipulate visual techniques to convey a theme.	<input type="checkbox"/> Your arrangement of visual and written information is <i>simply organized</i> . <input type="checkbox"/> Your stylistic choices are <i>adequate</i> .
 Limited	<input type="checkbox"/> Your documentation of visual sources is <i>incomplete</i> .	<input type="checkbox"/> Your theme statement for each image is <i>vague or confusing</i> . <input type="checkbox"/> Your analysis of images indicates <i>little</i> understanding of how visual techniques convey a theme.	<input type="checkbox"/> Your arrangement of visual and written information is <i>ineffective</i> . <input type="checkbox"/> Your stylistic choices are <i>lacking</i> .
Resubmission Needed	<input type="checkbox"/> Your attempt to respond is <i>insufficient</i> . Contact your teacher to discuss suggestions for improvement and resubmission of your work.		
TOTAL: 42/45 = 93%	10/10	18/20	14/15



Assessment

Areas of strength: Darcy, you have done very well on your portfolio!

- The hyperlinked pins on your cover page in the shape of buttons on the boy's shirt, though not required, is such a creative and visually appealing detail.
- The theme statements themselves are also clear and well-written and share a complex idea about human nature.
- The font of the text and the overall layout of the page gives your portfolio a fresh, modern, and fun feel.
- On the analysis of the images, you did a great job of identifying some of the key visual techniques used to develop the theme and mood such as contrast, colour, focus, light, focal point, Rule of Thirds, etc.

Might I suggest: Your work is very strong. However, consider some of these suggestions:

- You have a lot of text on each pin in your image. For the sake of organization, I recommend creating a different pin to discuss each technique separately.
- Be sure to take plenty of time on each image to discuss its purpose or message. You do refer to the theme on each image, but more explanation of what the image communicates would be valuable.
- Finally, just a small note, be sure to avoid colloquial language (slang) in formal assignments (use "image" rather than "pic", for example).