

LOLA'S 4.7 FILM ESSAY PLAN

Remember: Avoid simply summarizing the plot! Your evidence in each body paragraph should help you prove the thesis.

Introduction	
Hook Use a creative hook—a short anecdote, quotation from the text excerpt, question, strong statement, statistic, etc.	<i>The Secret Life of Walter Mitty</i> is about Walter Mitty, a man who breaks away from his boring life.
Background Information Introduce the topic and text/author/character you'll be discussing. Remember you must write about the film you chose from the Approved Film List.	Walter takes a journey to find a photographer and a missing negative, and he manages to find himself along the way. Throughout his journey, Walter faces many hardships, each one bringing him closer to the person he truly wants to be.
Thesis Statement A one-sentence response to the essay question "What is your opinion of the idea that the ability to face hardship is an essential human quality?" which your essay will prove.	In <i>The Secret Life of Walter Mitty</i> hardship is an essential human quality because it helps us realize who we really are.

LOLA'S 4.7 FILM ESSAY PLAN (CONTINUED)

Body Paragraph #1 – Character BEFORE Transformation	
<ul style="list-style-type: none"> • Introduce the character, and explain that character's hardship. • Describe how the character initially responds to hardship, before he or she transforms. • Discuss specific examples from the text that support your point, always showing how the evidence proves the thesis. 	
Topic Sentence Relate it to the thesis and focus on the character's initial response to hardship before he or she transforms.	<i>In the opening of the film, we see that Walter has a limited view of the world.</i>
Supporting Example #1 from Text At least one example in each body paragraph needs to be a quotation or reference to a cinematic technique from the film with the time stamp.	<i>Opening shot of chequebook entries (00:00:50)—financially responsible for mother & sister, no evidence of social life</i>
Supporting Example #2 from Text	<i>Mise-en-scène of Walter's home & internal framing—lonely, conservative life</i>
Supporting Example #3 from Text	<i>Fantasizes about being a hero in a life full of action and adventure (push-in, 4:36)</i>
Concluding Statement Relate the evidence back to the thesis.	<i>The life of the heroic Walter in his fantasies is nothing like Walter's real life.</i>



Use key words from your thesis statement in your topic sentences, Lola.



Good work including the timestamp here. Be sure to include these in your essay, as well, any time you use a quotation or specific moment from the film.



I don't disagree with you, Lola. How does this sentence support your thesis? Be sure to make that clear.

LOLA'S 4.7 FILM ESSAY PLAN (CONTINUED)

Body Paragraph #2—CAUSE of Character's Transformation	
<ul style="list-style-type: none"> Explain what causes the character to begin responding to the hardship in a different way, causing his or her transformation to begin. Support your ideas with examples from the text that show the causes of transformation, always showing how the evidence proves the thesis. 	
Topic Sentence Relate it to the thesis and focus what causes the character to start responding to hardship in a new way.	<i>To make matters worse, Walter is limited at work too.</i>
Supporting Example #1 from Text At least one example in each body paragraph needs to be a quotation or reference to a cinematic technique from the film with the time stamp.	<i>LIFE magazine is closing. Negative 25 is missing. They need it for the last cover. Pressure is on Walter. Everyone thinks he lost it (close-up, 13:21).</i>
Supporting Example #2 from Text	<i>Cheryl assures Walter that being "Major Tom" is really a compliment. She encourages him to go to Greenland to find Sean (quotation, 34:42).</i>
Supporting Example #3 from Text	<i>Walter conjures Cheryl in the karaoke bar in Nuuk to motivate him to get on the helicopter and continue his journey (push-in, 45:13).</i>
Concluding Statement Relate the evidence back to the thesis.	<i>Inspired, Walter decides to head to Greenland to find Sean and, hopefully, the missing negative.</i>



I can see how you are using limitations to connect your body paragraphs, but remember, your body paragraphs have to support your thesis. Try to address the idea of facing hardships in your topic sentences.



Is Walter using a fantasy of Cheryl in Nuuk a cause of his transformation or a sign that his transformation is in process? In this moment, he uses Cheryl to motivate him to act instead of retreating to avoid reality. Consider moving this example to the next paragraph.

LOLA'S 4.7 FILM ESSAY PLAN (CONTINUED)

Body Paragraph #3—Character AFTER Transformation	
<ul style="list-style-type: none"> Describe how the character has changed. Explain the outcome of the transformation—who the character “is” at the end of the text. How has the character's new response to hardship transformed him or her? Support your ideas with specific evidence from the text that the character has transformed in an important way. 	
Topic Sentence Relate it to the thesis and focus on how the character's new way of responding to hardship has transformed him or her.	<i>Because Walter faced and survived many hardships, he gains perspective on his present hardships.</i>
Supporting Example #1 from Text At least one example in each body paragraph needs to be a quotation or reference to a cinematic technique from the film with the time stamp.	<i>Todd Maher, from eHarmony, unknowingly describes Walter's transformation from a “little grey piece of paper” to a hero (1:33:38).</i>
Supporting Example #2 from Text	<i>Walter returns with Negative 25, to save the day, and to confront Ted.</i>
Supporting Example #3 from Text	<i>Walter seeks out Cheryl to pursue a relationship with her (high-key lighting).</i>
Concluding Statement Relate the evidence back to the thesis.	<i>Facing hardships does not always mean that you win every battle, but Walter realizes he has won battles that are truly important.</i>



This topic sentence connects to your thesis statement effectively. Now, go back and approach your other topic sentences in the same way.








This concluding statement in your body paragraph summarizes your supporting details so well. Great work, Lola!

LOLA'S 4.7 FILM ESSAY PLAN (CONTINUED)

Conclusion	
Restate Thesis in Different Words	<i>Facing hardships made Walter a stronger, more assertive person.</i>
Essay Wrap-Up Here are some suggestions for topics you can explore in this portion of your conclusion: <ul style="list-style-type: none"> • Reconnect with your introductory paragraph. • How has your character helped you explore the topic? • How does this discussion connect with the excerpt from the text or your personal experience, depending on what you discussed in your intro? • What have you discovered about the topic? • How does it relate to people in society? 	<i>Before—powerless and small</i> <i>During—end of fantasies, reality is way better</i> <i>After—he is stronger and more assertive</i>
Clincher Use a quotation, an anecdote, or a strong statement or question to leave the reader thinking.	<i>Through his transformation, Walter gains perspective that inspires him to become the real hero in his own life.</i> <i>By the end of the film, we sense that he's going to continue living that way.</i>

LOLA'S 4.7 FILM ESSAY PLAN RUBRIC

4.7 Film Essay Plan		
Value	Ideas and Impressions	Presentation
 Excellent	<input type="checkbox"/> Your ideas are <i>insightful</i> and <i>complex</i> . <input checked="" type="checkbox"/> You provide <i>precise and detailed support</i> from the film to reinforce your ideas.	<input type="checkbox"/> You <i>skillfully</i> develop a unifying effect (organizational structure) through your thesis, topic sentences, and plan for introduction and conclusion.
 Proficient	<input checked="" type="checkbox"/> Your ideas are <i>thoughtful and clear</i> . <input type="checkbox"/> You provide <i>relevant support</i> from the film to reinforce your ideas.	<input type="checkbox"/> You <i>capably</i> develop a unifying effect (organizational structure) through your thesis, topic sentences, and plan for introduction and conclusion.
 Satisfactory	<input type="checkbox"/> Your ideas are <i>appropriate</i> . <input type="checkbox"/> You provide <i>straightforward support</i> from the film to reinforce your ideas.	<input checked="" type="checkbox"/> You <i>adequately</i> develop a unifying effect (organizational structure) through your thesis, topic sentences, and plan for introduction and conclusion.
 Limited	<input type="checkbox"/> Your ideas are <i>incomplete or undeveloped</i> . <input type="checkbox"/> You provide <i>vague, limited, or repetitive support</i> from the film to reinforce your ideas.	<input type="checkbox"/> You <i>inadequately</i> develop a unifying effect (organizational structure) through your thesis, topic sentences, and plan for introduction and conclusion.
Resubmission Needed	<input type="checkbox"/> Your attempt to respond is <i>insufficient</i> . Contact your teacher to discuss suggestions for improvement and resubmission of your work.	
TOTAL: 23/30 = 77%	17/20	6/10
 Assessment	<p>Areas of strength: I am really impressed by your choice of examples from the film, Lola! You referred to quotations and cinematic techniques that are important to Walter Mitty's transformation. Your ideas about Walter's transformation are quite thoughtful (e.g., "Because Walter faced and survived many hardships, he gains perspective on his present hardships") and clear.</p> <p>Might I suggest: As you prepare to write your essay, make sure you develop topic sentences and concluding sentences in your body paragraphs that connect to your thesis statement. Repeating key words from your thesis statement (e.g., "facing hardships") in these sentences will help you create a strong unifying effect throughout your essay.</p>	